
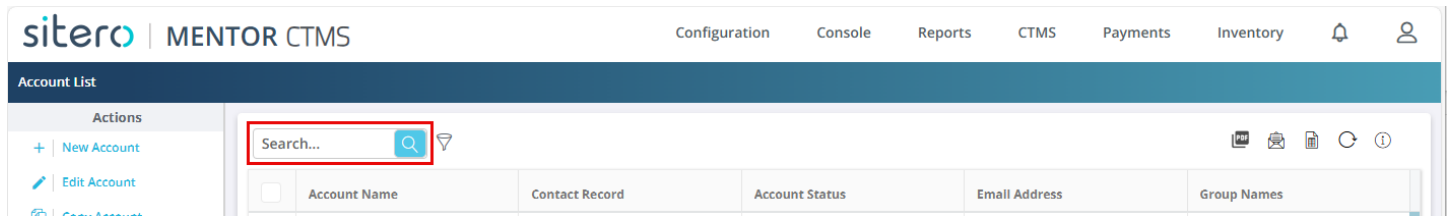

Filter and Search in CTMS


CTMS provides Search options, including search the entire grid and search by column or multiple columns.

Search the Entire Grid

Enter all or a portion of the information in the **Search** field above the grid to search the entire grid for the information you specify. Optionally click the  (grid filter) button on the right side of the grid Search field.

The grid displays results after a few characters are entered in the Search field. You may continue adding characters to narrow the results.





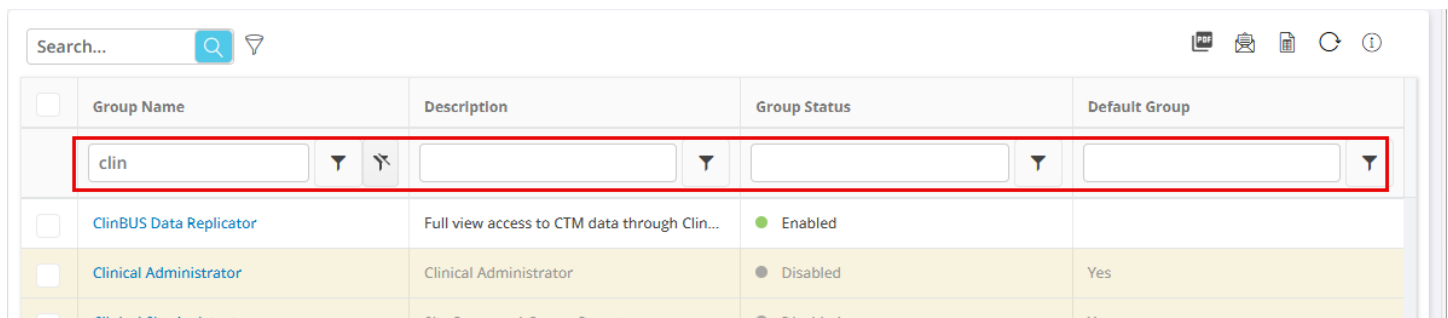
To clear the search results and display all records in the grid, click the  (remove) button that display to the right of the characters in the search field.











Search by Column

Most columns in the grids provide Filter and Search functionality. Options may vary based on your location in the system.

- Click the  (column filter) button (right side of grid Search field) to display the column filters; click again to hide the column filters.
- Enter search criteria in the field above the grid column to be searched. Enter criteria in more than one column to narrow the results. The system begins to display options that match after a few characters are entered.
- Click the  (remove filter) button to clear the field.









Search...  



Group Name	Description	Group Status	Default Group
clin  			no  

No records available.



Custom Search Using Filters














- Optionally, use the  (column filter) button to display a list of filter options (comparators).
- Click on the  (filter) button for a column to display the list of filter options (comparators).
 - Click on an option to select a comparator.
 - Comparator options include:
 - Is equal to
 - Is not equal to
 - Contains
 - Does not contain
 - Starts with
 - Ends with
 - Is null
 - Is not null
 - Is empty
 - Is not empty
 - Enter a value in the entry field (identifier).
 - The system begins to display options that match after a few characters are entered.
 - Click the  (clear filter) button to remove the filter from a single column. Optionally, click the  (refresh) button to remove the filter from all columns.

sitero | MENTOR CTMS Configuration Console Reports **CTMS** Payments Inventory  

CTMS Home Primary Sponsor: [Not Selected] Test Article: [Not Selected]  

Landing Page
[Study Audit Trail](#)
[System Audit Trail](#)

Search...  

Study No. ↑	Study Short Name	Test Article	Study Type	Study Status	Target Enrol...	Actual Enrol...
enter value  						
<input type="checkbox"/> BC1		 Sample Comp...	Phase 0	Active	100	1
<input type="checkbox"/> BC2		 Sample Comp...	Phase 1	Active	100	0
<input type="checkbox"/> BH001	One	Compound A	Phase 3	Open	100	0
<input type="checkbox"/>  a_Sample_S...		 Sample Comp...	Phase 3	Active	200	42
<input type="checkbox"/> Sample Study 1	1	 ...	Phase 0	Pending	10	0

Landing Page

-  Study Audit Trail
-  System Audit Trail

Search...  

<input type="checkbox"/>	Study No. ↑	Study Short Name	Test Article	Study Type	Study Status	Target Enrol...	Actual Enrol...
	study		sample				
<input type="checkbox"/>	BC1	BC1	Biolinca Sample Comp	Phase 0	Active	100	1